




Monofacial

Bifacial

LP182\*199-M-72-NB

N-Type TOPCon Dual Glass

Rated Power 620-630W



#### N-Type MBB Cell

New circuit design N-type cells, can increase the output power of 10W~20W



#### Bifacial with dual glass

Module adopts 182\*199mm half cells, bifacial module provide an additional 5%~25% output.



#### Harsh Environmental Adaptability

Strict salt spray and ammonia corrosion test by TUV Nord.



#### Low Light Features

Higher performance under low light environment.



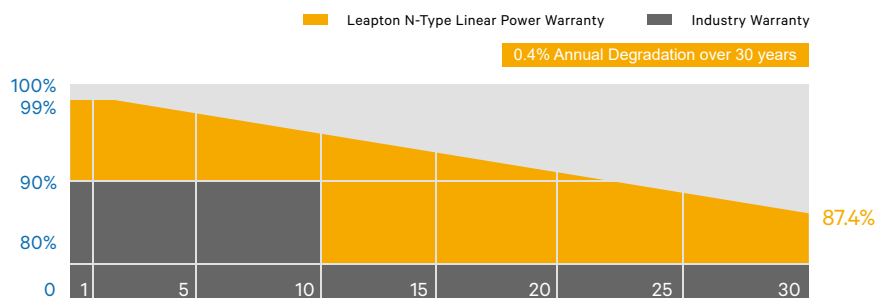
#### PID Protection

Ensure the attenuation probability caused by PID phenomenon is minimized.



#### Load Capacity

Mechanical load tests including wind load 2400 Pa and snow load 5400 Pa done by TUV Nord.



Headquarter : Leapton Energy Co., Ltd.

Tosei Bldg. 6F, 1-2-1 Aioi-cho, Chuo-ku Kobe-shi, Hyogo, 650-0025, Japan

Manufacturer : Leapton Solar (Changshu) Co., Ltd.

No.9, Sunshine Avenue, Changshu City, Jiangsu, China

+81-78-382-3182

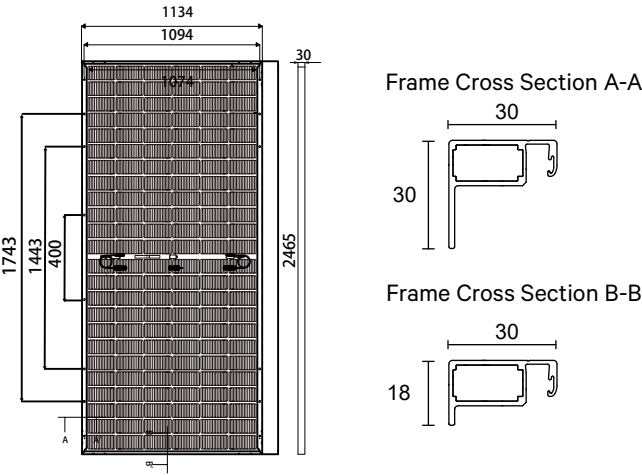
www.leaptonenergy.jp

+86-512-88800068

info@leaptonenergy.com

www.leaptonpv.com

MECHANICAL DIAGRAMS



SPECIFICATIONS

Weight	34.3kg
Dimensions	2465mm*1134mm*30mm
Cell Dimensions	182*199mm
Cell Amount	72*2 pcs
Maximum System Voltage	1500V
Junction Box	IP68
Front glass	Aluminum Alloy
Back galss	2.0mm, Anti-Reflection Coating
Frame	2.0mm, Heat Strengthened Glass
Cable	4mm <sup>2</sup> , N 1500mm/P 1500mm for Horizontal installation 4mm <sup>2</sup> , N 300mm/P 300mm for Vertical installation
Connector	MC4 compatible
Bifaciality	80±5%

ELECTRICAL PARAMETERS AT STC

Power	620W	625W	630W
Open Circuit Voltage	52.09V	52.29V	52.49V
Short Circuit Current	15.09A	15.15A	15.21A
Maximun Power Voltage	43.48V	43.68V	43.88V
Maximum Power Current	14.26A	14.31A	14.36A
Module Efficiency	22.18%	22.36%	22.54%

\* Under Standard Test Conditions (STC) of irradiance of 1000 W/m<sup>2</sup>, spectrum AM 1.5 and cell temperature of 25°C.

ELECTRICAL PARAMETERS AT NMOT

Power	467W	471W	474W
Open Circuit Voltage	49.49V	49.69V	49.89V
Short Circuit Current	12.13A	12.18A	12.21A
Maximun Power Voltage	40.55V	40.75V	40.95V
Maximum Power Current	11.52A	11.56A	11.58A

\* Under Nominal Module Operating Temperature (NMOT), irradiance of 800 W/m<sup>2</sup>, spectrum AM 1.5, ambient temperature 20°C, wind speed 1 m/s.

ELECTRICAL PARAMETERS ( AT 10% BIFACIAL POWER OUTPUT )

Output Power	682W	687W	693W
Open Circuit Voltage	52.09V	52.29V	52.49V
Short Circuit Current	16.64A	16.69A	16.77A
Maximun Power Voltage	43.49V	43.68V	43.88V
Maximum Power Current	15.68A	15.73A	15.79A

TEMPERATURE CHARACTERISTICS

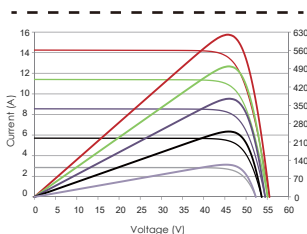
NMOT	41±3°C	Temp Coefficient of ISC	+0.046%/°C
Temp Coefficient of VOC	-0.25%/°C	Temp Coefficient of Pmax	-0.30%/°C

PACKING CONFIGURATION

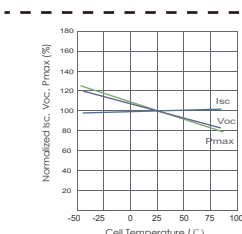
Modules/Pallet	36 Pieces	Modules/40'Container	648 Pieces
Packing Description	18 Pallets, Total=(36+36)x9=648 Pieces		

CHARACTERISTICS

LP182\*199-M-72-NB-625W



LP182\*199-M-72-NB-625W



MAXIMUM RATING

Output Tolerance	0~+5W
Operating Temperature	-40°C~+85°C
Wind Load/Snow Load	2400pa/5400pa
Fuse Current	25A



Headquarter : Leapton Energy Co., Ltd.

Tosei Bldg. 6F, 1-2-1 Aioi-cho, Chuo-ku Kobe-shi, Hyogo, 650-0025, Japan

Manufacturer : Leapton Solar (Changshu) Co., Ltd.

No.9, Sunshine Avenue, Changshu City, Jiangsu, China

+81-78-382-3182

www.leaptonenergy.jp

+86-512-88800068

info@leaptonenergy.com

www.leaptonpv.com